

COURSE REGISTRATION REPORT
UNIVERSITY OF HAWAI'I HONOLULU COMMUNITY COLLEGE
SPRING 1997

Institutional Research Office

University of Hawai'i

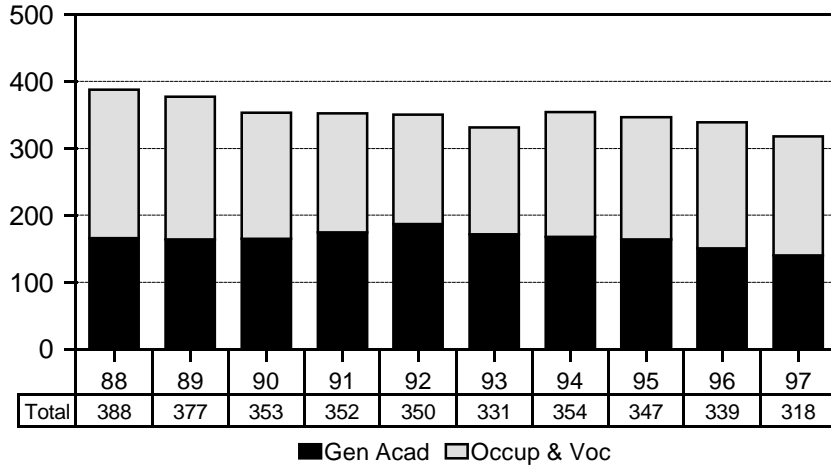
June 1997

File Reference: Management and Planning Support Folder, Courses

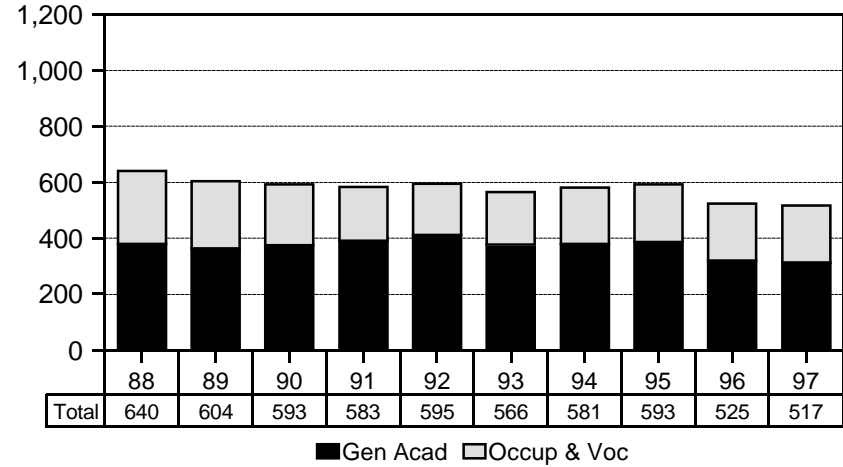
Reports now available online at : <http://www2.hawaii.edu/iro/>

Honolulu Community College, Spring Semesters 1988 - 1997

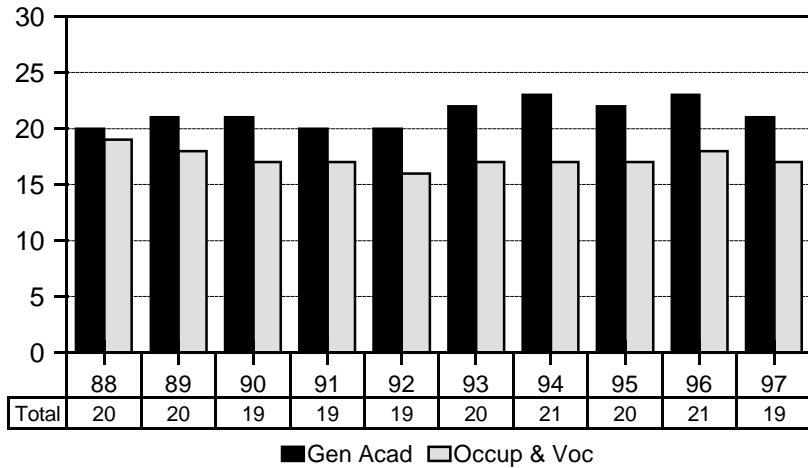
Number of Courses



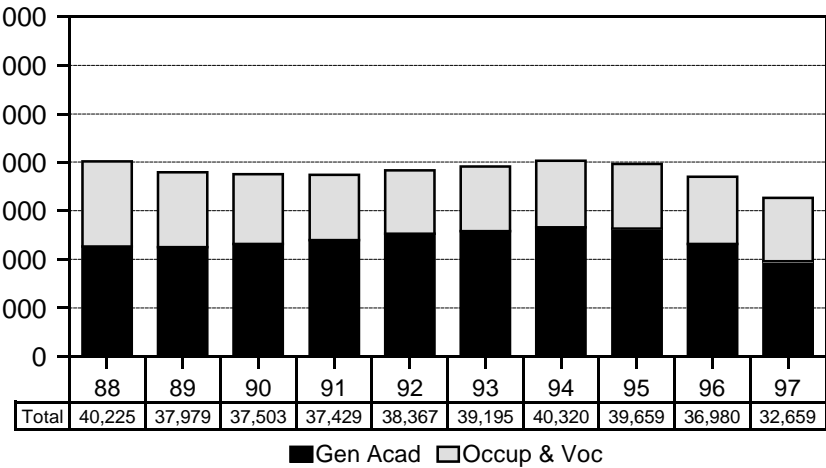
Number of Classes



Average Class Size



Student Semester Hours



APPENDIX B-1
 COURSE REGISTRATION AND AVERAGE CLASS SIZE SUMMARY, BY COURSE OFFERING
 HONOLULU COMMUNITY COLLEGE
 SPRING 1997

COURSE OFFERING	COURSES	CLASSES 1/		SEM HOURS 2/	STUDENT REGIS	STUDENT SEM HRS	COURSE FTE	CONTACT HRS 3/	
		No.	Avg Size					Student	Instr
TOTAL	318	517	19	1,669	10,146	4/ 32,659	4/ 2,181	51,494	1,373
GENERAL ACAD INSTRUCTION	140	313	21	923	6,487	19,543	1,305	21,590	839
Humanities	56	124	23	384	2,804	8,633	575	9,443	398
Architecture	2	2	18	6	35	105	7	221	1
Art	4	7	24	21	170	510	34	660	19
Asian Studies	2	2	24	6	48	144	10	144	6
Communications	2	2	15	6	30	90	6	90	6
English	8	37	22	111	810	2,430	162	2,679	123
English Language Institute Prog ...	9	14	17	45	231	755	50	755	45
Foreign Languages	6	10	18	40	184	736	48	736	40
Hawaiian	2	2	12	8	24	96	6	96	8
Japanese	2	4	22	16	88	352	23	352	16
Spanish	2	4	18	16	72	288	19	288	16
Hawaiian Studies	1	2	4	6	7	21	1	21	6
History	4	17	33	51	567	1,701	113	1,923	57
Music	4	3	24	8	71	188	13	213	8
Philosophy	7	13	25	39	329	987	66	987	39
Religion	2	5	20	15	99	297	20	345	18
Speech	4	9	23	27	210	630	42	630	27
Theater.....	1	1	13	3	13	39	3	39	3
Natural Sciences	52	100	20	290	2,011	5,965	399	6,860	273
Biological Sciences	6	7	19	18	136	374	25	462	14
Biology	1	1	34	3	34	102	7	102	3
Botany	2	2	12	4	24	48	3	72	3
Microbiology	2	3	19	8	56	158	11	178	6
Zoology	1	1	22	3	22	66	4	110	2
Chemistry	9	13	16	27	210	464	31	630	21
Engineering	2	2	11	6	22	66	4	76	5
Civil Engineering	2	2	11	6	22	66	4	76	5
Mathematics	16	51	21	157	1,088	3,355	224	3,530	168
Oceanography	1	3	36	9	108	324	22	324	9
Physical Sciences	14	17	19	47	320	916	62	1,242	35
Astronomy	1	2	30	6	60	180	12	180	6
Geology & Geophysics	2	2	27	4	54	128	9	162	3
Physics	11	13	16	37	206	608	41	900	26
Quantitative Methods	1	1	16	3	16	48	3	48	3
Science	3	6	19	23	111	418	28	548	18
Social Sciences	19	42	26	126	1,075	3,225	216	3,552	141
American Studies	1	1	16	3	16	48	3	48	3
Anthropology	2	4	25	12	98	294	20	294	12
Economics	3	5	20	15	98	294	20	336	18
Family Resources.....	4	8	34	24	269	807	54	807	24
Geography	2	5	22	15	109	327	22	327	15
Political Science	1	3	21	9	62	186	12	186	9
Psychology	3	10	29	30	293	879	59	1,044	36
Sociology	3	6	22	18	130	390	26	510	24

APPENDIX B-1 (cont.)

COURSE OFFERING	COURSES	CLASSES 1/		SEM HOURS 2/	STUDENT REGIS	STUDENT SEM HRS	COURSE FTE	CONTACT HRS 3/	
		No.	Avg Size					Student	Instr
Other General Academic	13	47	13	123	597	1,720	115	1,735	27
Aerospace Studies.....	2	4	3	6	11	17	1	28	4
Health, Physical Educ & Rec	1	1	30	2	30	60	4	60	2
Learning Skills	4	32	16	96	513	1,542	103	1,539	3
Military Science	3	6	2	13	12	26	2	30	10
Student Development	3	4	8	6	31	75	5	78	8
OCCUP & VOC INSTRUCTION	178	204	17	746	3,659	13,116	876	29,904	534
Business	11	19	22	58	420	1,284	85	1,284	58
Accounting	2	3	24	9	71	213	14	213	9
Business Law.....	1	1	25	3	25	75	5	75	3
Information & Computer Science ..	8	15	22	46	324	996	66	996	46
Health Services	1	5	29	15	146	438	29	438	15
Food Sci & Human Nutrition	1	5	29	15	146	438	29	438	15
Public Services	50	69	18	175	1,254	3,422	229	3,676	163
Administration of Justice	9	10	26	30	263	789	53	789	30
Fire Science	10	10	23	30	236	713	48	773	33
Human Services	22	41	15	91	614	1,497	100	1,691	76
Education	19	36	14	80	517	1,279	85	1,462	71
Social Services	3	5	19	11	97	218	15	229	5
Occupational Environ Safety Mgt..	9	8	18	24	141	423	28	423	24
Technology	116	111	15	498	1,839	7,962	532	24,506	298
Aeronautics	10	9	13	73	189	983	66	3,619	3
Auto Body Repair & Painting	12	11	14	34	205	540	36	3,990	66
Automotive Mechanics Tech	9	11	15	60	160	812	54	3,840	24
Blueprint Reading	1	2	26	6	51	153	10	153	6
Boat Maintenance & Repair	9	9	10	24	89	240	16	2,136	0
Carpentry	3	2	24	22	55	549	37	1,113	14
Commercial Arts	10	9	15	36	137	542	36	548	36
Comp, Elec, & Networking Tech ...	3	3	22	11	67	245	16	421	7
Cosmetology	7	6	20	39	121	777	52	1,544	9
Diesel Mechanics	4	4	17	12	68	204	14	1,632	24
Drafting	13	12	17	40	205	679	45	1,373	19
Electricity	4	4	22	20	86	430	29	989	10
Electronics Technology	8	7	16	38	118	631	42	1,101	27
Fashion Technology	6	6	10	17	57	165	11	251	14
Graphic Arts	2	2	2	12	4	28	2	20	8
Refrigeration & Air Conditioning ...	5	5	23	25	113	565	38	1,005	15
Sheet Metal & Plastics	6	6	8	16	46	124	8	234	9
Welding	4	3	20	13	68	295	20	537	7

1/ Excludes courses with catalog numbers 093, 193, 293 (Cooperative Education) and 099, 199, 299 (Directed Studies).

2/ Excludes courses with catalog numbers 099, 199, 299 (Directed Studies).

3/ Contact hours (student and instructor) understated. Data not available for some classes because they meet on an "hours arranged" basis.

4/ The department of Food Services had one course (Bake 051) counted as credit by examination. Although excluded from all other course registration counts, totals include 10 student semester hours (SSH) and 1 Course FTE.

Sources: Computer Reports 3011, 3011C; Office of the Dean of Instruction.

APPENDIX B-2
NUMBER OF CLASSES AND AVERAGE CLASS SIZE 1/
HONOLULU COMMUNITY COLLEGE
SPRING 1993 TO SPRING 1997

	SPRING 1993			SPRING 1994			SPRING 1995			SPRING 1996			SPRING 1997		
	Classes No.	% Chg	Avg Size	Classes No.	% Chg	Avg Size	Classes No.	% Chg	Avg Size	Classes No.	% Chg	Avg Size	Classes No.	% Chg	Avg Size
TOTAL	566	-4.9	20	581	2.7	21	593	2.1	20	525	-11.5	21	517	-1.5	19
GENERAL ACADEMIC INST....	378	-8.5	22	381	0.8	23	387	1.6	22	321	-17.1	23	313	-2.5	21
Humanities	174	-4.9	23	178	2.3	23	181	1.7	23	121	-33.1	25	124	2.5	23
Natural Sciences	132	-9.6	21	136	3.0	22	137	0.7	22	126	-8.0	22	100	-20.6	20
Social Sciences	49	-16.9	26	50	2.0	26	51	2.0	25	45	-11.8	28	42	-6.7	26
Other General	23	-8.0	11	17	-26.1	14	18	5.9	14	29	61.1	13	47	62.1	13
OCCUP & VOC INST	188	3.3	17	200	6.4	17	206	3.0	17	204	-1.0	18	204	0.0	17
Business	23	4.5	21	21	-8.7	21	21	0.0	21	16	-23.8	22	19	18.8	22
Food Services	2	0.0	8	2	0.0	11	2	0.0	14	2	0.0	11			
Health Services	3	50.0	17	3	0.0	32	4	33.3	25	5	25.0	33	5	0.0	29
Public Services	55	27.9	18	62	12.7	18	67	8.1	18	63	-6.0	19	69	9.5	18
Technology	105	-7.1	16	111	5.7	16	111	0.0	16	118	6.3	17	111	-5.9	15
Other Vocational				1		11	1	0.0	4						

1/ Number of classes and average class size exclude courses with catalog numbers 093, 193, 293 (Cooperative Education), and 099, 199, 299 (Directed Studies).

Source: Computer Report 3011C; Office of the Dean of Instruction

APPENDIX B-3
 STUDENT SEMESTER HOURS (SSH) AND COURSE FTE
 HONOLULU COMMUNITY COLLEGE
 SPRING 1993 TO SPRING 1997

	SPRING 1993			SPRING 1994			SPRING 1995			SPRING 1996			SPRING 1997		
	SSH No.	COURSE % Chg	FTE	SSH No.	COURSE % Chg	FTE	SSH No.	COURSE % Chg	FTE	SSH No.	COURSE % Chg	FTE	SSH No.	COURSE % Chg	FTE
TOTAL	39,195	2.2	2,618	40,320	2.9	2,688	39,659	-1.6	2,644	36,980	-6.8	2,463	32,659	-11.7	2,181
GENERAL ACADEMIC INST.....	25,784	2.0	1,722	26,626	3.3	1,774	26,331	-1.1	1,755	23,139	-12.1	1,540	19,543	-15.5	1,305
Humanities	12,892	6.0	861	13,172	2.2	877	13,092	-0.6	872	9,994	-23.7	667	8,633	-13.6	575
Natural Sciences	8,403	-0.9	560	8,793	4.6	585	8,764	-0.3	585	8,208	-6.3	545	5,965	-27.3	399
Social Sciences	3,800	-2.9	255	4,004	5.4	269	3,795	-5.2	253	3,793	-0.1	252	3,225	-15.0	216
Other General	689	-5.0	46	657	-4.6	43	680	3.5	45	1,144	68.2	76	1,720	50.3	115
OCCUP & VOC INST	13,411	2.5	896	13,694	2.1	914	13,328	-2.7	889	13,841	3.8	923	13,116	-5.2	876
Business	1,515	8.8	102	1,364	-10.0	92	1,328	-2.6	89	1,095	-17.5	73	1,284	17.3	85
Food Services	164	39.0	11	214	30.5	14	284	32.7	19	222	-21.8	15	10	-95.5	1
Health Services	156	47.2	10	288	84.6	19	300	4.2	20	492	64.0	33	438	-11.0	29
Public Services	2,838	47.6	189	3,197	12.6	213	3,421	7.0	228	3,315	-3.1	221	3,422	3.2	229
Technology	8,738	-8.5	584	8,602	-1.6	574	7,983	-7.2	532	8,710	9.1	581	7,962	-8.6	532
Other Vocational				29		2	12	-58.6	1	7	-41.7				

Source: Computer Report 3011; Office of the Dean of Instruction.