

COURSE REGISTRATION REPORT
UNIVERSITY OF HAWAI'I HONOLULU COMMUNITY COLLEGE
SPRING 2003

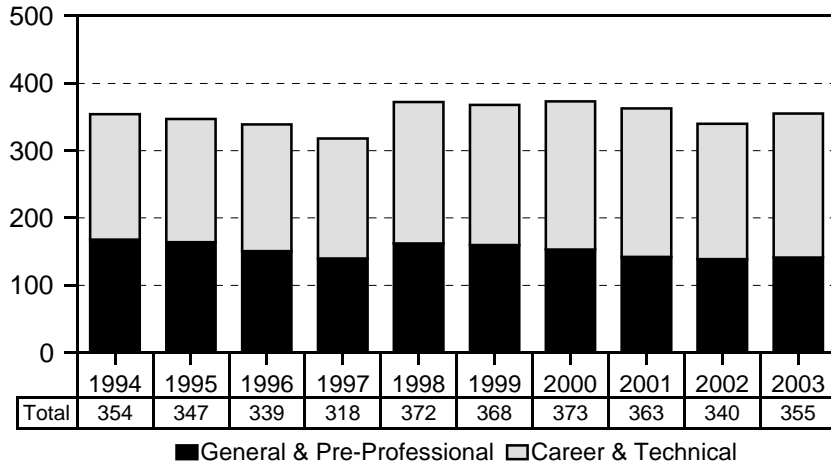
Institutional Research Office
University of Hawai'i
July 2004

File Reference: Management and Planning Support Folder, Courses

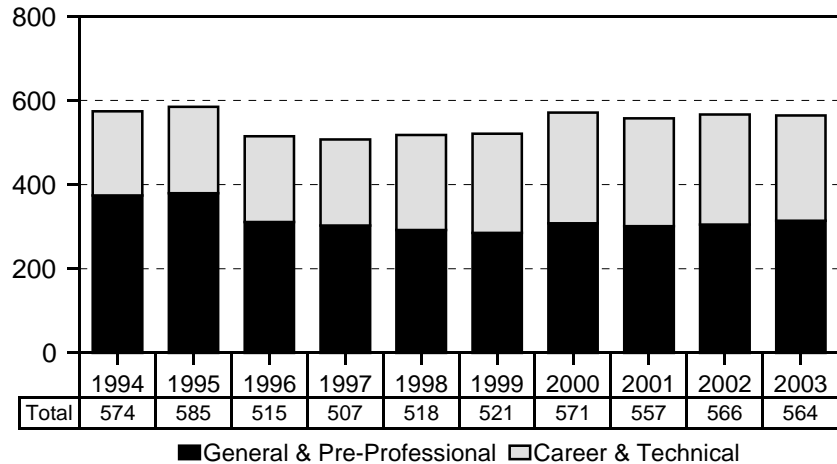
Reports available online at: <http://www.hawaii.edu/iro/maps.htm>

Honolulu Community College, Spring Semesters 1994 - 2003

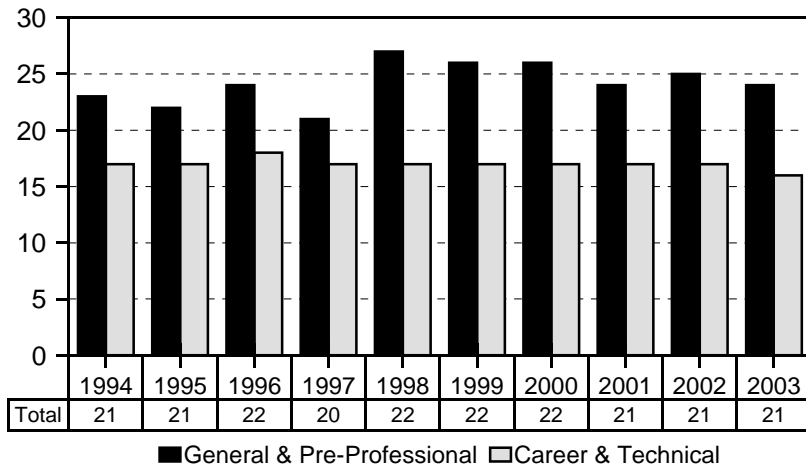
Number of Courses



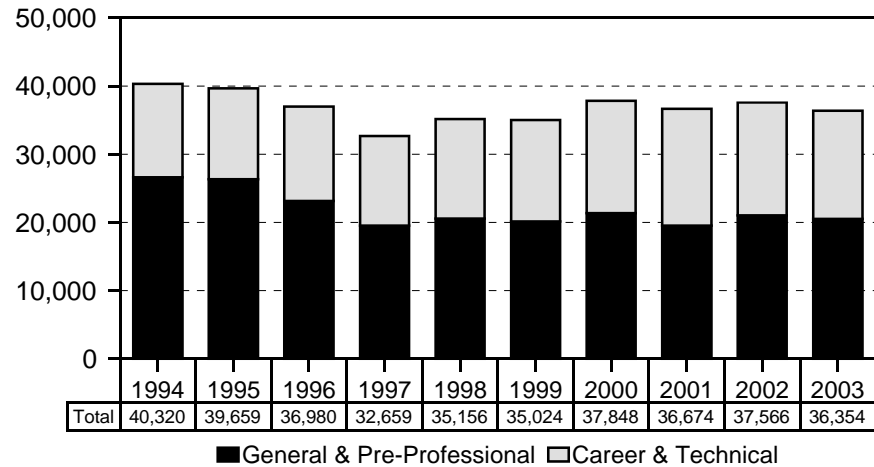
Number of Classes



Average Class Size



Student Semester Hours



APPENDIX B-1
 COURSE REGISTRATION AND AVERAGE CLASS SIZE SUMMARY, BY COURSE OFFERING
 HONOLULU COMMUNITY COLLEGE
 SPRING 2003

COURSE OFFERING	COURSES	CLASSES 1/		SEM HOURS 2/	STUDENT REGIS	STUDENT SEM HRS	COURSE FTE
		No.	Avg Size				
TOTAL	355	564	21	1,867	12,207	36,354	2,421
GEN & PRE-PROFESS INSTRUCTION	141	314	24	951	7,520	20,503	1,365
Humanities	56	155	22	475	3,438	9,834	655
Art	6	8	15	25	119	355	24
Asian Studies	1	1	20	3	20	60	4
English	14	53	26	151	1,363	3,337	222
English as a Second Language	8	13	15	45	200	711	47
Foreign Languages	7	12	15	47	182	711	47
Hawaiian	3	4	11	15	43	155	10
Japanese	2	4	18	16	73	292	19
Spanish	2	4	17	16	66	264	18
Hawaiian Studies	1	1	31	3	31	93	6
History	4	19	30	57	575	1,725	115
Humanities	1				1	1	0
Music	2	2	17	6	33	99	7
Philosophy	5	13	22	39	290	870	58
Religion	3	9	13	27	121	363	24
Speech	4	24	21	72	503	1,509	101
Natural Sciences	58	108	27	309	2,869	7,074	473
Biological Sciences	8	12	22	30	268	693	46
Biology	1	3	28	9	84	252	17
Microbiology	2	4	18	10	71	186	12
Zoology	5	5	23	11	113	255	17
Chemistry	10	11	16	26	180	445	30
Mathematics	18	54	33	156	1,776	3,915	261
Meteorology	2	2	9	4	18	38	3
Oceanography	3	4	29	10	119	311	21
Physical Sciences	12	19	22	61	426	1,395	93
Astronomy	1	2	35	6	70	210	14
Geology & Geophysics	1	1	26	3	26	78	5
Physics	10	16	21	52	330	1,107	74
Quantitative Methods	1	1	9	3	9	27	2
Science	4	5	14	19	73	250	17
Social Sciences	20	49	23	149	1,139	3,408	225
Anthropology	2	5	18	15	92	276	18
Economics	3	5	19	15	97	291	19
Family Resources.....	3	7	30	21	207	621	41
Geography	3	5	17	15	86	258	17
Political Science	3	3	19	9	58	174	12
Psychology	3	18	25	54	442	1,326	88
Social Science	1			2	10	21	1
Sociology	2	6	25	18	147	441	29

APPENDIX B-1 (cont.)

COURSE OFFERING	COURSES	CLASSES 1/ No. Avg Size		SEM HOURS 2/	STUDENT REGIS	STUDENT SEM HRS	COURSE FTE
Other General Academic	7	2	26	18	74	187	12
Aerospace Studies	2			4	9	10	1
Kinesiology	1	1	32	3	32	96	6
Learning Skills	1	1	20	3	20	60	4
Military Science	3			8	13	21	1
CAREER & TECHNICAL INSTRUCTION	214	250	16	916	4,687	15,851	1,056
Business	13	28	17	86	472	1,444	97
Accounting	2	2	17	6	33	99	7
Business Law.....	1	1	20	3	20	60	4
Information & Computer Science	10	25	17	77	419	1,285	86
Health Services	2	4	27	12	109	327	22
Food Sci & Human Nutrition	1	3	31	9	93	279	19
Pharmacy	1	1	16	3	16	48	3
Public Services	54	71	17	196	1,293	3,662	244
Administration of Justice	12	15	21	45	313	939	63
Fire Science	12	11	22	35	256	771	51
Human Services	22	34	14	81	506	1,288	86
Education	18	30	13	69	415	1,066	71
Social Services	3	3	15	9	65	144	10
Social Work.....	1	1	26	3	26	78	5
Industrial Ed -Drafting & Design	1	5	27	15	134	402	27
Occupational Environ Safety Mgt.....	7	6	14	20	84	262	17
Technology	144	147	16	607	2,384	9,315	619
Aeronautics	10	9	11	60	104	685	46
Arch, Engr & CAD Tech	10	10	17	27	170	493	33
Auto Body Repair & Painting	8	8	13	24	101	276	18
Automotive Mechanics Tech	11	10	18	63	197	1,027	68
Aviation	12	12	10	38	123	379	25
Blueprint Reading	1	3	22	9	66	198	13
Boat Maintenance & Repair	5	5	7	12	35	84	6
Carpentry	3	2	10	16	21	165	11
Communication Arts	17	15	14	59	216	826	55
Comp, Elec, & Networking Tech	17	27	18	113	537	1,985	132
Cosmetology	10	9	17	56	156	999	67
Diesel Mechanics	4	4	25	12	100	300	20
Electricity	5	4	16	21	65	315	21
Fashion Technology	11	9	15	30	140	427	28
Refrigeration & Air Conditioning	5	5	19	25	97	485	32
Sheet Metal & Plastics	3	3	14	10	42	140	9
Welding	12	12	18	32	214	531	35
Other Vocational	1			15	429	1,103	74
Work Cycle	1			15	429	1,103	74

APPENDIX B-1 (cont.)

- 1/ Excludes courses with catalog numbers 093, 193, 293 (Cooperative Education) and 099, 199, 299 (Directed Studies).
Also excludes Aerospace Studies and Military Science courses.
- 2/ Excludes courses with catalog numbers 099, 199, 299 (Directed Studies).

Notes: Includes classes offered through the off-campus credit program, effective Fall 1999.
Contact hour data no longer available from Spring 2002.

SOURCE: Computer Report 3011: "Course Registration Summary Report" and
Computer Report 3011C: "Number of Classes and Average Class Size."

APPENDIX B-2
NUMBER OF CLASSES AND AVERAGE CLASS SIZE 1/
HONOLULU COMMUNITY COLLEGE
SPRING 1999 TO SPRING 2003

	SPRING 1999			SPRING 2000 2/			SPRING 2001			SPRING 2002			SPRING 2003		
	Classes No.	% Chg	Avg Size	Classes No.	% Chg	Avg Size	Classes No.	% Chg	Avg Size	Classes No.	% Chg	Avg Size	Classes No.	% Chg	Avg Size
TOTAL	521	0.6	22	571	NA	22	557	-2.5	21	566	1.6	21	564	-0.4	21
GENERAL & PRE-PROF INST	285	-2.4	26	308		26	301	-2.3	24	305	1.3	25	314	3.0	24
Humanities	132	-1.5	25	144		24	141	-2.1	23	139	-1.4	23	155	11.5	22
Natural Sciences	93	-10.6	32	108		30	110	1.9	25	113	2.7	28	108	-4.4	27
Social Sciences	44	2.3	25	51		23	47	-7.8	22	50	6.4	24	49	-2.0	23
Other General	16	45.5	9	5		20	3	-40.0	23	3	0.0	20	2	-33.3	26
CAREER & TECHNICAL INST	236	4.4	17	263		17	256	-2.7	17	261	2.0	17	250	-4.2	16
Business	23	0.0	21	30		20	27	-10.0	21	27	0.0	19	28	3.7	17
Health Services	3	0.0	39	4		27	4	0.0	29	3	-25.0	32	4	33.3	27
Public Services	75	2.7	18	73		18	70	-4.1	17	77	10.0	17	71	-7.8	17
Technology	135	6.3	16	156		16	155	-0.6	16	154	-0.6	16	147	-4.5	16

1/ Number of classes and average class size exclude courses with catalog numbers 093, 193, 293 (Cooperative Education), and 099, 199, 299 (Directed Studies).

Beginning Spring 2003, excludes Aerospace Studies and Military Science classes. Data have been adjusted for prior years.

2/ Beginning Spring 2000, includes off-campus credit classes. Percentage change for Spring 2000 is therefore not comparable with prior year.

SOURCE: Computer Report 3011C: "Number of Classes and Average Class Size."

APPENDIX B-3
STUDENT SEMESTER HOURS (SSH) AND COURSE FTE
HONOLULU COMMUNITY COLLEGE
SPRING 1999 TO SPRING 2003

	SPRING 1999			SPRING 2000 1/			SPRING 2001			SPRING 2002			SPRING 2003		
	SSH No.	COURSE % Chg	FTE	SSH No.	COURSE % Chg	FTE	SSH No.	COURSE % Chg	FTE	SSH No.	COURSE % Chg	FTE	SSH No.	COURSE % Chg	FTE
TOTAL	35,024	-0.4	2,335	37,848	NA	2,520	36,674	-3.1	2,444	37,566	2.4	2,504	36,354	-3.2	2,421
GENERAL & PRE-PROF INST	20,155	-1.9	1,343	21,367		1,423	19,513	-8.7	1,299	21,053	7.9	1,403	20,503	-2.6	1,365
Humanities	9,352	-4.5	623	9,763		651	9,256	-5.2	617	9,371	1.2	624	9,834	4.9	655
Natural Sciences	7,165	3.0	478	7,828		521	6,925	-11.5	461	7,894	14.0	526	7,074	-10.4	473
Social Sciences	3,316	-3.7	220	3,502		233	3,139	-10.4	208	3,579	14.0	238	3,408	-4.8	225
Other General	322	-9.6	22	274		18	193	-29.6	13	209	8.3	15	187	-10.5	12
CAREER & TECHNICAL INST	14,869	1.7	992	16,481		1,097	17,161	4.1	1,145	16,513	-3.8	1,101	15,851	-4.0	1,056
Business	1,480	-7.6	99	1,880		125	1,746	-7.1	116	1,606	-8.0	107	1,444	-10.1	97
Health Services	354	2.6	24	318		21	348	9.4	23	288	-17.2	19	327	13.5	22
Public Services	3,723	1.7	247	3,799		252	3,553	-6.5	237	3,858	8.6	258	3,662	-5.1	244
Technology	9,011	0.2	602	10,126		675	10,279	1.5	687	10,307	0.3	687	9,315	-9.6	619
Other Vocational	301	2050.0	20	358		24	1,235	245.0	82	454	-63.2	30	1,103	143.0	74

1/ Beginning in Spring 2000, includes off-campus credit classes. Percentage change for Spring 2000 is therefore not comparable with prior year.

SOURCE: Computer Report 3011: "Course Registration Summary Report."