

# **COURSE REGISTRATION REPORT**

**UNIVERSITY OF HAWAI'I HONOLULU COMMUNITY COLLEGE**

**FALL 2003**

Institutional Research Office

University of Hawai'i

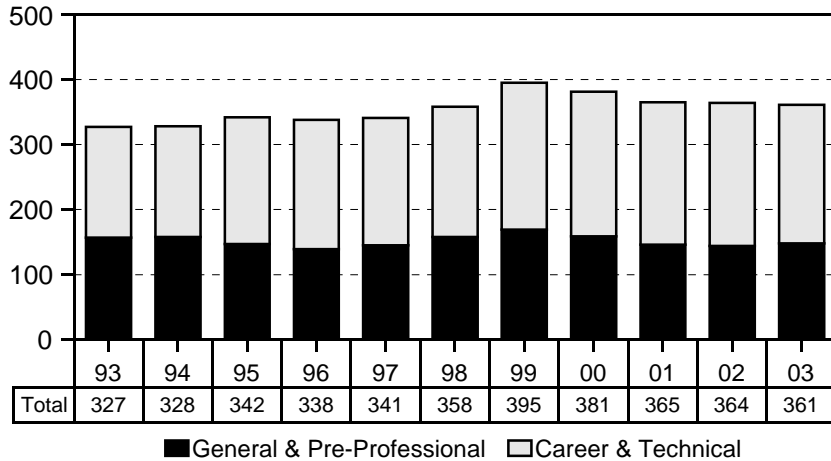
April 2004

File Reference: Management and Planning Support Folder, Courses

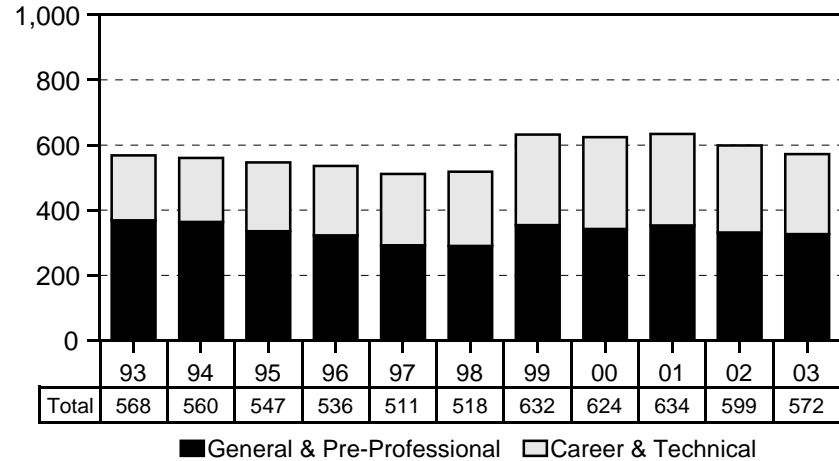
Reports available online at: <http://www.hawaii.edu/iro/maps.htm>

# Honolulu Community College, Fall Semesters 1993 - 2003

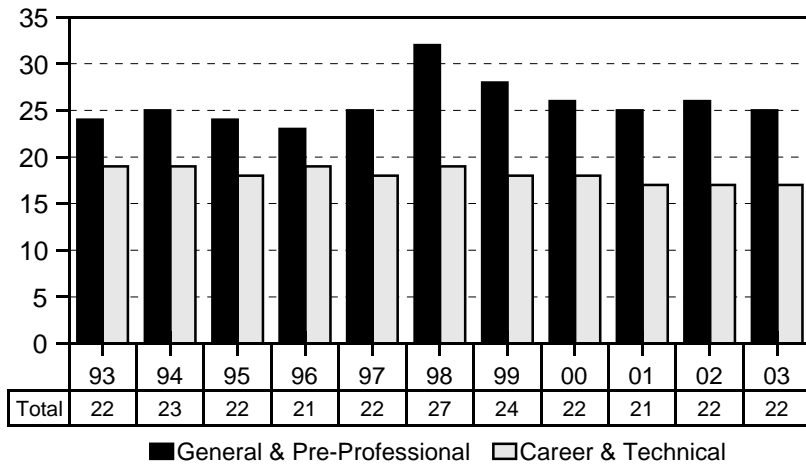
## Number of Courses



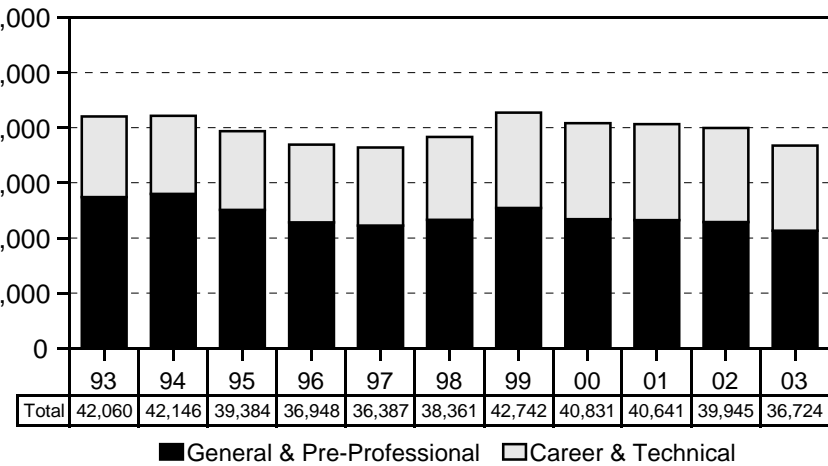
## Number of Classes



## Average Class Size



## Student Semester Hours



Note: Beginning Fall 1999, includes classes offered through the off-campus credit program.

APPENDIX B-1  
 COURSE REGISTRATION AND AVERAGE CLASS SIZE SUMMARY, BY COURSE OFFERING  
 HONOLULU COMMUNITY COLLEGE  
 FALL 2003

COURSE OFFERING	COURSES	CLASSES 1/ No. Avg Size	SEM HOURS 2/	STUDENT REGIS	STUDENT SEM HRS	COURSE FTE
TOTAL .....	361	572 22	1,862	12,726	36,724	2,446
GEN & PRE-PROF INSTR 3/.....	148	326 25	983	8,105	21,301	1,419
Humanities .....	61	148 24	473	3,593	10,039	669
Art .....	5	7 16	21	115	345	23
Asian Studies .....	2	2 24	6	47	141	9
English .....	15	55 30	157	1,641	3,613	241
English Language Institute .....	1	1 14	3	14	42	3
English as a Second Language .....	7	9 17	51	153	861	57
Foreign Languages .....	8	13 15	51	190	740	50
Filipino .....	1	1 6	4	6	24	2
Hawaiian .....	2	3 11	12	32	128	9
Japanese .....	3	5 17	19	85	320	21
Spanish .....	2	4 17	16	67	268	18
Hawaiian Studies .....	2	2 32	6	64	192	13
History .....	3	17 28	51	480	1,440	96
Humanities .....	1		1	1	1	0
Music .....	2	2 21	6	41	123	8
Philosophy .....	5	13 21	39	272	816	54
Religion .....	4	8 19	24	150	450	30
Speech .....	5	18 23	54	412	1,236	82
Theater & Dance .....	1	1 13	3	13	39	3
Natural Sciences .....	58	119 28	341	3,307	7,671	512
Biological Sciences .....	9	14 19	38	267	730	48
Biology .....	1	4 19	12	76	228	15
Microbiology .....	2	4 27	11	109	301	20
Zoology .....	6	6 14	15	82	201	13
Chemistry .....	10	17 15	39	261	633	42
Mathematics .....	19	59 38	172	2,259	4,633	309
Meterology .....	2	2 11	4	22	44	3
Oceanography .....	4	6 21	16	127	339	23
Physical Sciences .....	11	17 18	56	304	1,056	71
Astronomy .....	1	3 24	9	73	219	15
Geology-Geophysics .....	2	3 14	7	41	113	8
Physics .....	8	11 17	40	190	724	48
Science .....	3	4 17	16	67	236	16
Social Sciences .....	23	51 23	153	1,158	3,472	230
American Studies .....	1	1 20	3	20	60	4
Anthropology .....	2	4 23	12	92	276	18
Economics .....	3	5 19	15	94	282	19
Family Resources .....	5	9 28	27	250	750	50
Geography .....	3	5 14	15	72	216	14
Political Science .....	2	5 21	15	105	315	21
Psychology .....	3	15 25	45	375	1,125	75
Sociology .....	3	6 22	18	133	397	26
Women's Studies .....	1	1 17	3	17	51	3

APPENDIX B-1 (cont.)

COURSE OFFERING	COURSES	CLASSES 1/ No. Avg Size	SEM HOURS 2/	STUDENT REGIS	STUDENT SEM HRS	COURSE FTE
Other General Academic .....	6	8 6	16	47	119	8
Aerospace Studies .....	2	3 3	5	9	15	1
Learning Skills .....	1	1 30	3	30	90	6
Military Science .....	3	4 2	8	8	14	1
CAREER & TECH INSTR 4/.....	213	246 17	879	4,621	15,423	1,027
Business Technologies .....	10	25 20	77	500	1,515	101
Accounting .....	2	2 19	6	37	111	7
Information & Computer Science .....	8	23 20	71	463	1,404	94
Health Service Tech .....	1	3 32	9	97	291	19
Food Sci & Human Nutrition .....	1	3 32	9	97	291	19
Public Service Tech .....	57	74 16	206	1,252	3,557	237
Administration of Justice .....	12	14 21	43	291	871	58
Fire Science .....	15	13 18	40	239	722	48
Human Services .....	23	36 13	90	523	1,367	91
Education .....	19	32 14	78	449	1,190	79
Social Services .....	4	4 13	12	74	177	12
Industrial Education .....	1	5 25	15	126	378	25
IED-Drafting .....	1	5 25	15	126	378	25
Occupational Environ Safety Mgt .....	6	6 12	18	73	219	15
Other Technologies .....	144	144 17	572	2,540	9,366	624
Aeronautics .....	9	8 8	56	72	472	31
Arch, Engr and CAD Tech.....	11	10 21	29	215	631	42
Auto Body Rep & Paint .....	12	11 21	25	234	493	33
Auto Mechanics Tech .....	11	10 18	62	190	1,012	67
Aviation .....	6	7 12	24	85	298	20
Blueprint Reading .....	1	3 24	9	72	216	14
Boat Maintenance & Repair .....	6	5 11	13	57	139	9
Carpentry .....	2	1 26	12	28	288	19
Communication Arts .....	14	13 11	50	152	573	38
Computing, Elect & Networking.....	18	24 17	100	444	1,619	108
Cosmetology .....	10	9 20	54	180	1,090	73
Diesel Mechanics Tech .....	6	5 21	13	107	254	17
Electricity .....	5	4 18	21	72	353	24
Fashion Tech .....	10	10 17	32	173	538	36
Refrigeration & Air Conditioning .....	7	5 19	26	96	470	31
Sheet Metal & Plastics .....	4	4 24	13	96	312	21
Welding .....	12	15 18	33	267	608	41
Other Occup/Vocational .....	1	0	15	232	694	46
Work Cycle .....	1	0	15	232	694	46

1/ Excludes courses with catalog numbers 093, 193, 293 (Cooperative Education) and 099, 199, 299 (Directed Studies).

## APPENDIX B-1 (cont.)

- 2/ Excludes courses with catalog numbers 099, 199, 299 (Directed Studies).
- 3/ Formerly called General Academic Instruction; changed to General and Pre-professional Instruction.
- 4/ Formerly called Occupational and Vocational Instruction; changed to Career and Technical Instruction.

Notes: Includes classes offered through the off-campus credit program, effective Fall 1999.  
Contact hour data no longer available from Spring 2002.

SOURCE: Computer Report 3011: "Course Registration Summary Report" and  
Computer Report 3011C: "Number of Classes and Average Class Size."

APPENDIX B-2  
NUMBER OF CLASSES AND AVERAGE CLASS SIZE 1/  
HONOLULU COMMUNITY COLLEGE  
FALL 1999 TO FALL 2003

	FALL 1999 2/			FALL 2000			FALL 2001			FALL 2002			FALL 2003		
	Classes No.	% Chg	Avg Size	Classes No.	% Chg	Avg Size	Classes No.	% Chg	Avg Size	Classes No.	% Chg	Avg Size	Classes No.	% Chg	Avg Size
TOTAL .....	632	NA	24	624	-1.3	22	634	1.6	21	599	-5.5	22	572	-4.5	22
GEN & PRE-PROF INSTR 3/.....	354		28	342	-3.4	26	353	3.2	25	331	-6.2	26	326	-1.5	25
Humanities .....	160		28	156	-2.5	26	159	1.9	24	158	-0.6	24	148	-6.3	24
Natural Sciences .....	121		34	118	-2.5	30	123	4.2	29	117	-4.9	31	119	1.7	28
Social Sciences .....	54		26	55	1.9	24	58	5.5	22	47	-19.0	25	51	8.5	23
Other General Academic .....	19		9	13	-31.6	6	13	0.0	6	9	-30.8	5	8	-11.1	6
CAREER & TECH INSTR 4/.....	278		18	282	1.4	18	281	-0.4	17	268	-4.6	17	246	-8.2	17
Business Technologies .....	30		21	40	33.3	19	38	-5.0	18	28	-26.3	20	25	-10.7	20
Health Service Tech .....	3		32	3	0.0	30	4	33.3	30	3	-25.0	31	3	0.0	32
Public Service Tech .....	90		17	80	-11.1	16	76	-5.0	16	80	5.3	18	74	-7.5	16
Other Technologies .....	155		17	158	1.9	17	163	3.2	16	157	-3.7	16	144	-8.3	17
Other Occup/Voc .....				1		150		-100.0							

1/ Number of classes and average class size exclude courses with catalog numbers 093, 193, 293 (Cooperative Education) and 099, 199, 299 (Directed Studies).

2/ Beginning in Fall 1999, includes off-campus credit classes. Percentage change for Fall 1999 is therefore not comparable with prior year.

3/ Formerly called General Academic Instruction; changed to General and Pre-professional Instruction.

4/ Formerly called Occupational and Vocational Instruction; changed to Career and Technical Instruction.

SOURCE: Computer Report 3011C: "Number of Classes and Average Class Size."

APPENDIX B-3  
STUDENT SEMESTER HOURS (SSH) AND COURSE FTE  
HONOLULU COMMUNITY COLLEGE  
FALL 1999 TO FALL 2003

	FALL 1999 1/			FALL 2000			FALL 2001			FALL 2002			FALL 2003		
	SSH No.	COURSE % Chg	FTE	SSH No.	COURSE % Chg	FTE	SSH No.	COURSE % Chg	FTE	SSH No.	COURSE % Chg	FTE	SSH No.	COURSE % Chg	FTE
TOTAL .....	42,742	NA	2,849	40,831	-4.5	2,722	40,641	-0.5	2,704	39,945	-1.7	2,656	36,724	-8.1	2,446
GEN & PRE-PROF INSTR 2/.....	25,442		1,695	23,426	-7.9	1,563	23,240	-0.8	1,548	22,892	-1.5	1,522	21,301	-7.0	1,419
Humanities .....	11,748		784	10,982	-6.5	732	10,799	-1.7	719	10,711	-0.8	712	10,039	-6.3	669
Natural Sciences .....	9,117		607	8,347	-8.4	557	8,490	1.7	567	8,531	0.5	568	7,671	-10.1	512
Social Sciences .....	4,176		278	3,951	-5.4	264	3,749	-5.1	249	3,533	-5.8	234	3,472	-1.7	230
Other General Academic .....	401		26	146	-63.6	10	202	38.4	13	117	-42.1	8	119	1.7	8
CAREER & TECH INSTR 3/.....	17,300		1,154	17,405	0.6	1,159	17,401	0.0	1,156	17,053	-2.0	1,134	15,423	-9.6	1,027
Business Technologies .....	1,964		131	2,340	19.1	156	2,096	-10.4	140	1,750	-16.5	116	1,515	-13.4	101
Health Service Tech .....	288		19	267	-7.3	18	354	32.6	23	276	-22.0	18	291	5.4	19
Public Service Tech .....	4,293		287	3,641	-15.2	242	3,705	1.8	246	4,175	12.7	278	3,557	-14.8	237
Other Technologies .....	10,262		684	10,777	5.0	718	10,737	-0.4	713	9,946	-7.4	662	9,366	-5.8	624
Other Occup/Voc .....	493		33	380	-22.9	25	509	33.9	34	906	78.0	60	694	-23.4	46

1/ Beginning in Fall 1999, includes off-campus credit classes. Percentage change for Fall 1999 is therefore not comparable with prior year.

2/ Formerly called General Academic Instruction; changed to General and Pre-professional Instruction.

3/ Formerly called Occupational and Vocational Instruction; changed to Career and Technical Instruction.

SOURCE: Computer Report 3011: "Course Registration Summary Report."